

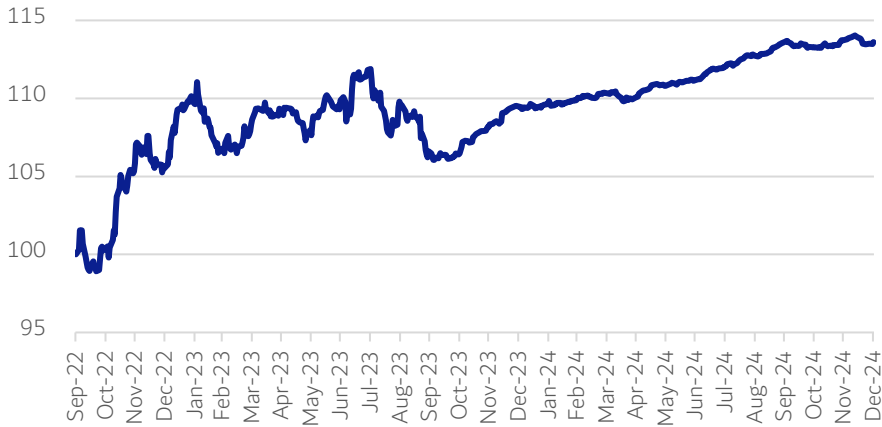
Signature CIO Conservative Fund Open Ended IC PLC

As of 31 December 2024

INVESTMENT OBJECTIVE

The Signature CIO Conservative Fund Open Ended IC PLC (the "Fund" or "Conservative Fund") is a feeder fund that seeks to achieve moderate capital growth through asset appreciation and income accumulation over a mid to long-term investment horizon. The Fund will invest in the Amundi Asia Funds - Signature CIO Conservative Fund (the "Master Fund") which is managed by Amundi Asset Management. The Master Fund combines top-down macroeconomic views and bottom-up mutual funds and ETF selection from Standard Chartered's Chief Investment Officer ("CIO") and Investment Management Teams.

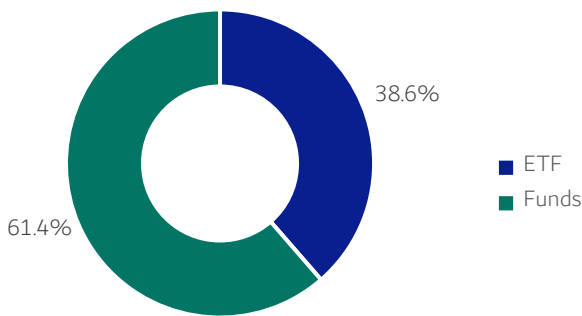
FUND PERFORMANCE (%)*



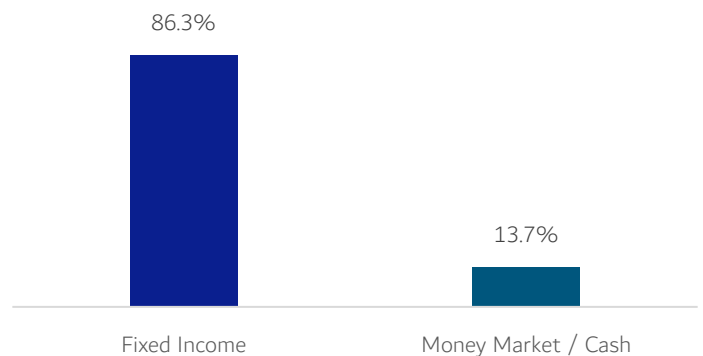
	1M	3M	6M	1YR	3YR	S.I.
Conservative Fund Hybrid Performance*	(0.10)	0.01	2.23	3.72	-	13.61

*The performance data shown is for the Master Fund - Amundi Asia Funds - Signature CIO Conservative Fund AU USD ACC share class (LU2708336750) to 21 June 2024, which commenced its investment program on 30 September 2022, and data for Signature CIO Conservative Fund Open Ended IC PL A ACC USD share class (AEDFXA49C003) from 21 June 2024. An investment in the Fund is not the same as a direct investment in the underlying Master Fund. It should be noted that the past performance data is not available yet for a full calendar year. Past performance is not indicative of future returns. All performances are calculated net of fees and calculated net income reinvested, and net of all charges taken by the Sub-Fund and expressed with the round-off superior

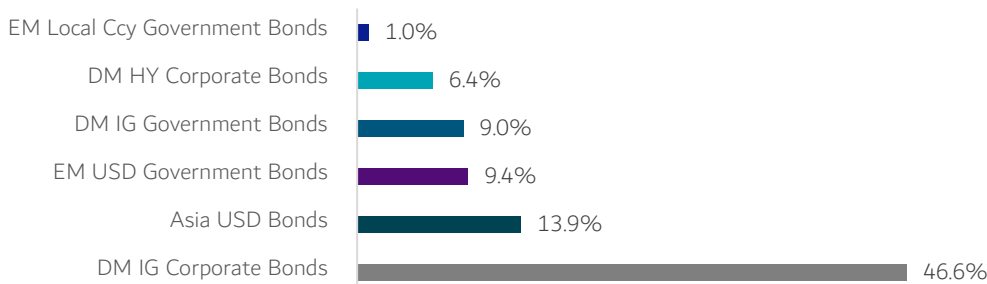
ASSET ALLOCATION*



FUND ASSET ALLOCATION*



FIXED INCOME BREAKDOWN*



Source of data: Aditum Investment Management Limited & Bloomberg. *for the Master Fund, Source of data: Amundi Asset Management SAS. Please note that values may not add up to 100% due to rounding.

Signature CIO Conservative Fund Open Ended IC PLC

As of 31 December 2024

ALLOCATION BREAKDOWN*

SCB - Allocation breakdown (Foundation)

	Portfolio	Instrument type (ETF/Fund)
Fixed Income	86.3%	-
DM IG Corporate Bonds	46.6%	-
ISHARES \$ FLOATING RATE BD UCITS ETF USD	9.5%	ETF
ALLIANZ GLOBAL FLOAT RT NTS + WT USD	9.5%	Fund
PIMCO GIS INCOME INSTITUTIONAL USD ACC	8.5%	Fund
AM FLOAT RAT US CORP UC ETF (C)	8.1%	ETF
ISHARES \$ ULTRASHORT BOND UCITS ETF USD	8.0%	ETF
ISHARES GLOBAL CORP BOND ETF USD H ACC	3.0%	ETF
Asia USD Bonds	13.9%	-
BGF ASIAN TIGER BOND I3 USD	8.9%	Fund
PIMCO GIS ASIA STRATINTSBD INS USD INC	4.9%	Fund
EM USD Government Bonds	9.4%	-
PRINCIPAL GI FIN UNCON EM FX INC I2 ACC	9.4%	Fund
DM IG Government Bonds	9.0%	-
VANGUARD US TRSRY 0-1 YR BD ETF USD ACC	9.0%	ETF
DM HY Corporate Bonds	6.4%	-
ALLIANZ US SHORT DUR HI INC BD WT USD	4.9%	Fund
BGF GLOBAL HIGH YIELD BOND I2 USD	1.5%	Fund
EM Local Ccy Government Bonds	1.0%	-
CAPITAL GROUP EM LOCAL DEBT LUX P	1.0%	Fund
Money Market / Cash	13.7%	-
Money Market / Cash	13.7%	-
BNP PARIBAS INSTICASH USD	6.9%	Fund
AMUNDI MON MKT SHT TERM (USD)-OV	4.4%	Fund
THE UNITED ST TBIP % 04FEB25	1.4%	
THE UNITED ST TBIP % 07JAN25	0.6%	
Cash	0.4%	-

MASTER FUND COMMENTARY

Fund Performance

The Signature CIO Conservative Fund declined marginally this month, primarily due to the rise in US government bond yields across the curve, which adversely weighed on overall returns.

Short-duration bonds and cash were key contributors as the increase in US government bond yields benefited short maturity income assets. Conversely, EM debt detracted from returns as flow sentiment remains poor and the US dollar continued to strengthen.

Fund Positioning

For the conservative fund, we reduced our cash holdings in anticipation of the upcoming Federal Reserve meeting, as we expect further rate cuts. In addition, we reduced our exposure to emerging market debt, particularly EM LCY bonds due to the expectation of a stronger dollar in the near term, which could negatively impact the performance of these assets.

To capture an uptick in yield without significantly compromising credit quality, we have increased our allocation to floating rate notes and DM IG bonds. Furthermore, we have marginally increased our exposure to US HY short- duration bonds. These short-duration HY bonds are likely to outperform DM HY bonds, offering higher yields with lower volatility. This is especially true as markets have adjusted to a less aggressive rate cut outlook and are less affected by the continued strength of the dollar.

*for the Master Fund
Source of data: Bloomberg and Amundi Asset Management SAS

Signature CIO Conservative Fund Open Ended IC PLC

As of 31 December 2024

DIVIDENDS PAID PER SHARE*

	JAN	FEB	MAR	APR	MAY	JUN	JUL	AUG	SEP	OCT	NOV	DEC
2024						0.662**	0.442	0.443	0.445	0.440	0.442	0.440

*Please note that these dividends paid out for income generating share class, Class A INC (AEDFXA46C017) only. This factsheet reports the performance of the accumulating share class, Class A ACC (AEDFXA49C003), for investors invested in the accumulating share class, they will not receive the dividends paid in the income share class.

**In June 2024, part dividend for May 2024 was also paid.

FUND INFORMATION


Domicile	Dubai International Financial Centre, UAE
Fund Manager	Aditum Investment Management Limited
Master Fund	Amundi Asia Funds – Signature CIO Balanced Fund - AU
Investment Manager of Master Fund	Amundi Asset Management SAS
Fund Administrator	Standard Chartered Bank DIFC
Custodian	Standard Chartered Bank UAE
Auditor	Grant Thornton Audit and Accounting Limited (BVI)
Fund Strategy	Conservative
Currency	USD
Inception Date	21 June 2024
Dealing Frequency	Daily
Redemption Notice	1 BD

FEES

SHARE CLASS	ISIN	ACCUMULATING / DISTRIBUTING	MANAGEMENT FEE	PLACEMENT FEE	MINIMUM SUBSCRIPTION	SUBSEQUENT INVESTMENT
Class A ACC (USD)	AEDFXA49C003	Accumulating	Up to 0.72%	Up to 5%	US\$1000	US\$1000
Class A INC (USD)	AEDFXA49C011	Distributing	Up to 0.72%	Up to 5%	US\$1000	US\$1000

For a full outline on applicable fees, please refer to Fund's prospectus


RISK INDICATOR







The risk indicator assumes you keep the product for medium to long term. The summary risk indicator is a guide to the level of risk from this product compared to other products. It shows how likely it is that the product will lose money because of movement in the markets or because we are not able to pay you. Please note that the risk indicators is based on the Master Fund and is sourced from the Master Funds Administrator. The Fund will entail substantially the same risks as an investment in the underlying Master Fund. At this time, the level of the risk and reward profile is equal to 2, in line with the risk and reward profile for the Master Fund. For more information about these risks, please see the Master Fund Prospectus.

Signature CIO Conservative Fund Open Ended IC PLC

CONTACT DETAILS:

 Aditum Investment Management Limited
Office 510, Level 5, Gate District 3
Dubai International Financial Centre
Dubai, UAE

 PO Box 506605
 Telephone: +971 4 875 3700
 Email: info@aditumim.com
 www.aditumim.com

DISCLAIMER

The Fund will invest substantially all of its assets in the Master Fund. The Master Fund may purchase certain instruments or utilize certain investment techniques that carry specific risks. No guarantee or representation is made that the Master Fund will be able to implement its investment strategy, achieve its investment objectives, be profitable, or avoid substantial losses, or that its investment strategy will be successful.

This material is communicated by Aditum Investment Management Limited. This information has been provided in good faith and from sources believed to be reliable, but no guarantee is given as to its accuracy. The opinions expressed in this document are not intended to serve as investment advice or solicitation and should not be used in substitution for the exercise of own judgment. The information, including expression of opinion, has been obtained from or is based upon sources believed to be reliable, fair and not misleading. Any opinion or estimate contained in this material is subject to change without notice.

The information contained in this document does not constitute an investment advice, a recommendation or offer to buy or sell or subscribe to any specific investment and does not have any regard to the specific investment objectives, financial situation or the particular needs of any person and is provided for information purposes only. Potential investors are reminded to seek professional advice before investing.

Investment involves risk and prospective investors should be aware that investment in the Fund carries a significant degree of risk. Risks involved in any asset class may include, but are not necessarily limited to, market risks, credit risks, currency risk, political risks, geographical and economic risks therefore investment as well as performance would be exposed to variations and the investment may increase or decrease in value. Certain investments may be speculative and considerably more volatile than other investments.

This document may include figures relating to simulated past performance. Past performance, simulations and performance forecasts are not reliable indicators of future results and are not a guarantee of future returns, meaning investors may get back less than the amount originally invested.

As a general rule, potential investors should only invest in financial products that they are familiar with and understand the risks associated with them. Potential investors should carefully consider their investment experience, financial situation, investment objective, risk tolerance level prior to making the investment. The investment contains specific risks, including asset class where it might be difficult to realize an investment or to obtain information about performance. The investment risk may include the possible loss of the principal amount invested.

For a full outline on applicable fees, please refer to Fund's prospectus, supplement or term sheet. Potential investors must obtain and carefully read the most recent Fund's KIID, Prospectus, Supplement, Term Sheet, as applicable, prior to making an investment and to assess the suitability, lawfulness and risks involved. Aditum Investment Management Limited will not be held liable for actions taken, or not taken, as a result of the publication of this document.

Dissemination of this information is strictly prohibited and the information is not for distribution for the general public and may not be published, circulated or distributed in whole or part to any person without written consent of Aditum Investment Management Limited and the content remains the property of Aditum Investment Management Limited, a company incorporated in the Dubai International Financial Centre and regulated by the Dubai Financial Services Authority. Data source: Aditum, Bloomberg, USD terms, income reinvested, bid to bid, periods as stated.

Aditum Investment Management Limited is regulated by the DFSA for the provision of Managing Collective Investment Funds, Arranging Deals in Investments, Advising on Financial Products, Arranging Custody, Managing Assets and Arranging Credit and Advising on Credit. Aditum Investment Management Limited holds an Islamic Endorsement to conduct Islamic Financial Business by Operating an Islamic Window, Holding or Controlling Client Assets, Managing a Fund Platform.

All communications and services are directed at Market Counterparties and Professional Clients only (as defined in the DFSA rulebook), persons other than Market Counterparties and Professional Clients, such as Retail Clients, are NOT the intended recipients of our communications or services.

Aditum Investment Management Limited is a company established in the DIFC pursuant to the DIFC Companies Law with registration number CL2833.